

Pre Amalgamation Shareholding Pattern

Indsil Hydro Power And Manganese Limited

1. Name of Listed Entity:
2. Scrip Code/Name of Scrip/Class of Security
3. Share Holding Pattern Filed under: Reg. 31(1)(a)/Reg. 31(1)(b)/Reg.31(1)(c)
 - a. If under 31(1)(b) then indicate the report for Quarter ending
 - b. If under 31(1)(c) then indicate date of allotment/extinguishment
4. Declaration:

31-Mar-17

	Particulars	Yes*	No*
1	Whether the Listed Entity has issued any partly paid up shares?		No
2	Whether the Listed Entity has issued any Convertible Securities or Warrants?		No
3	Whether the Listed Entity has any shares against which depository receipts are issued?		No
4	Whether the Listed Entity has any shares in locked-in?		No
5	Whether any shares held by promoters are pledge or otherwise encumbered?		No

*If the Listed Entity selects the option 'No' for the questions above, the columns for the partly paid up shares, Outstanding Convertible Securities/Warrants, depository receipts, locked-in shares, No of shares pledged or otherwise encumbered by promoters, as applicable, shall not be displayed at the time of dissemination on the Stock Exchange website. Also wherever there is 'No' declared by Listed Entity in above table the values will be considered as 'Zero' by default on submission of the format of holding of specified securities.

For INDSIL HYDRO POWER AND MANGANESE LIMITED




S. Mahadevan
Company Secretary

Table 1 - Summary Statement holding of specified securities

Category	Category of Shareholder	Number of Shareholders	No. of fully paid up equity shares held	Partly paid-up equity shares held	Nos. of shares underlying Depository Receipts	Total number of shares held	Shareholding % calculated as per SCRR, 1957 As a % of (A+B+C2)	Number of Voting Rights held in each class of securities (IX)			No. of Shares Outstanding convertible securities (including Warrants)	Shareholding, as a % assuming full conversion of convertible securities (as a percentage of diluted share capital)	Number of Locked in shares		Shares Pledged of otherwise encumbered		Number of equity shares held in dematerialized form	
								No of Voting Rights share has 1 vote		Total as a % of Total Voting rights			No. (a)	As a % of total Shares held (a)	No. (a)	As a % of total Shares held (a)		
								Class X	Class Y									Total
(A)	Promoter and Promoter Group	27	8638618	0	0	8638618	84.367	8638618		8638618	54.357	0	84.367	0	0.000	0	0.000	8638618
(B)	Public	7238	7247832	0	0	7247832	48.622	7247832		7247832	45.622	0	45.622	0	0.000	0	0.000	6667706
(C)	Non Promoter-Non Public																	
(C1)	Shares underlying DRs																	
(C2)	Shares held by Employee Trusts	1	3342	0		3342	0.021	3342		3342	0.021	0	0.021	0	0.000	0	0.000	3342
	Total	7263	15886792	0	0	15886792	100.000	#####	0	15886792	100.000	0	100.000	0	0.000	0	0.000	15306666

For INDSIL HYDRO POWER AND MANGANESE LIMITED



S. Mahaduvan
Company Secretary

Table II - Statement showing shareholding pattern of the Promoter and Promoter Group

Category & Name of Shareholder	PAN	Number of Shareholders	No. of Fully paid up equity shares held	Partly paid-up equity shares held	No. of shares underlying Depository Receipts	Total number of shares held	Shareholding % calculated as per SCRR, 1957 As a % of (A+B+C2)	Number of Voting Rights held in each class of securities (D)			No. of Shares Underlying Outstanding convertible securities (including Warrants)	Shareholding, as a % assuming full conversion of convertible securities (As a percentage of diluted share capital)	Number of Locked in shares		Shares Pledged or otherwise encumbered		Number of equity shares held in dematerialized form	
								No of Voting Rights share has 1 vote	Each	Total as a % of Total Voting rights			No. (a)	As a % of total Shares held (b)	No. (a)	As a % of total Shares held (b)		
																		Class X
(A) Shareholding of Promoter and Promoter Group																		
1 Indian																		
(a) Individuals/ Hindu Undivided Family																		
ASHOK KUMAR B	AACHA8050N	1	33333			33333	0.210	33333	33333	0.210	0	0.210	0	0	0	0	0	33333
BALCHAND B	AACHB5241C	1	33333			33333	0.210	33333	33333	0.210	0	0.210	0	0	0	0	0	33333
INDER CHAND KOTHARI	AADFI7351M	1	144630			144630	0.910	144630	144630	0.910	0	0.910	0	0	0	0	0	144630
MAHAVEER CHAND B	AAEHM3058C	1	41666			41666	0.262	41666	41666	0.262	0	0.262	0	0	0	0	0	41666
PARASVAL B	AAEHF5684B	1	41666			41666	0.262	41666	41666	0.262	0	0.262	0	0	0	0	0	41666
BALCHAND B	AADPB2393F	1	33333			33333	0.210	33333	33333	0.210	0	0.210	0	0	0	0	0	33333
DEEP PRAKASH M	AARPP9432C	1	6184			6184	0.039	6184	6184	0.039	0	0.039	0	0	0	0	0	6184
AJIT B	ABBPK6004A	1	12083			12083	0.076	12083	12083	0.076	0	0.076	0	0	0	0	0	12083
PANKAJ B	ABBPK6005B	1	8333			8333	0.052	8333	8333	0.052	0	0.052	0	0	0	0	0	8333
VASANT B	ABBPK6006C	1	25000			25000	0.157	25000	25000	0.157	0	0.157	0	0	0	0	0	25000
ASHOK B	ABBPK6007D	1	71710			71710	0.451	71710	71710	0.451	0	0.451	0	0	0	0	0	71710
S N VARADARAJAN	ABRPV7215Q	1	1090208			1090208	6.862	1090208	1090208	6.862	0	6.862	0	0	0	0	0	1090208
VISHWAA NARSMAN	ABYPM3505G	1	2718			2718	0.017	2718	2718	0.017	0	0.017	0	0	0	0	0	2718
VINOD NARSMAN	ABYPN3506G	1	173220			173220	1.090	173220	173220	1.090	0	1.090	0	0	0	0	0	173220
JAYASHREE VINOD	ABYPV4899K	1	183385			183385	1.154	183385	183385	1.154	0	1.154	0	0	0	0	0	183385
K S MAHADEVAN	ACOPM0231P	1	93000			93000	0.585	93000	93000	0.585	0	0.585	0	0	0	0	0	93000
M PRIYA	ADFP1697L	1	55263			55263	0.348	55263	55263	0.348	0	0.348	0	0	0	0	0	55263
M KALAISELVI	ADOPK5185B	1	78469			78469	0.494	78469	78469	0.494	0	0.494	0	0	0	0	0	78469
PAVAN KUMAR J	AFMPP6528K	1	105811			105811	0.667	105811	105811	0.667	0	0.667	0	0	0	0	0	105811
MOHIT P	AFQPF7807P	1	14794			14794	0.093	14794	14794	0.093	0	0.093	0	0	0	0	0	14794
P RISHAB KUMAR	AQLPR3820Q	1	15870			15870	0.100	15870	15870	0.100	0	0.100	0	0	0	0	0	15870
D PUSHPA VARADARAJAN	AGOPP1342G	1	530208			530208	3.337	530208	530208	3.337	0	3.337	0	0	0	0	0	530208
SHARMILA M	AGQPS1072C	1	136068			136068	0.858	136068	136068	0.858	0	0.858	0	0.000	0	0	0.000	136068
PRASANNA KUMAR I	AKNPP2800E	1	169830			169830	1.070	169830	169830	1.070	0	1.070	0	0	0	0	0	169830
RUDRA NARSMAN	AXBPN2295C	1	2718			2718	0.017	2718	2718	0.017	0	0.017	0	0	0	0	0	2718
(b) Central Government/ State Government(s)																		
(c) Financial Institutions/ Banks																		
(d) Any Others(Specify)																		
Bodies Corporate		2	5512585			5512585	34.825	5512585	5512585	34.825	0	34.825	0	0.000	0	0.000	0	5512585
SUNMET HOLDINGS INDIA	AADCS2821B	1	5518252			5518252	34.735	5518252	5518252	34.735	0	34.735	0	0.000	0	0.000	0	5518252
SNV Holdings Private Limited	AAJCS2385A	1	14333			14333	0.090	14333	14333	0.090	0	0.090	0	0	0	0	0	14333
Sub Total(A)(1)		27	8638618	0	0	8638618	54.387	8638618	8638618	54.387	0	54.387	0	0.000	0	0.000	0	8638618
2 Foreign																		
a Individuals (Non-Residents Individuals/ Foreign Individuals)																		
b Government																		
c Institutions																		
d Foreign Portfolio Investor																		
e Any Others(Specify)																		
Sub Total(A)(2)		0	0	0	0	0	0.000	0	0	0.000	0	0.000	0	0.000	0	0.000	0	0
Total Shareholding of Promoter and Promoter Group (A)-(A)(1)+(A)(2)		27	8638618	0	0	8638618	54.387	8638618	8638618	54.387	0	54.387	0	0.000	0	0.000	0	8638618

Signature and Stamp of the Promoter and Promoter Group

Table III - Statement showing shareholding pattern of the Public Shareholder

Category & Name of Shareholders	PAN	Number of Shareholders	No. of fully paid up equity shares held	Partly paid-up equity shares held	No. of shares underlying Depository Receipts	Total number of shares held	Shareholding % calculated as per SCRR, 1957 As a % of (A+B+C2)	Number of Voting Rights held in each class of securities (IX)			No. of Shares Underlying Outstanding convertible securities (including Warrants)	Shareholding, as a % assuming full conversion of convertible securities (as a percentage of diluted share capital)	Number of Locked In shares		Shares Pledged or otherwise encumbered		Number of equity shares held in dematerialised form	
								No of Voting Rights has 1 vote		Total as a % of Total Voting rights			No. (a)	As a % of total Shares held (b)	No. (a)	As a % of total Shares held (b)		
								Class X	Class Y									Total
(1) Institutions																		
(a) Mutual Funds/		2	3000	0	0	3000	0.019	3000		3000	0.019	0	0.019	0	0.000	0	0.000	0
(b) Venture Capital Funds																		
(c) Alternate Investment Funds																		
(d) Foreign Venture Capital Investors																		
(e) Foreign portfolio Investors																		
(f) Financial Institutions/ Banks																		
(g) Insurance Companies																		
(h) Provident Funds/Pension Funds																		
(i) Any Other (specify)																		
Sub-Total (B)(1)		2	3000	0	0	3000	0.019	3000		3000	0.019	0	0.019	0	0.000	0	0.000	0
(2) Central Government/State Government(s)/ President of India		1	1054166	0	0	1054166	6.635	1054166		1054166	6.635	0	6.635	0	0.000	0	0.000	1054166
KERALA STATE INDUSTRIAL DEVELOPMENT CORPORATION	AAACK9434D	1	1054166	0	0	1054166	6.635	1054166		1054166	6.635	0	6.635	0	0.000	0	0.000	1054166
Sub-Total (B)(2)		1	1054166	0	0	1054166	6.635	1054166		1054166	6.635	0	6.635	0	0.000	0	0.000	1054166
(3) Non-institutions																		
(a) Individuals - i. Individual shareholders holding nominal share capital up to Rs. 2 lakh		6636	3331414	0	0	3331414	20.970	3331414		3331414	20.970	0	20.970	0	0.000	0	0.000	2860228
ii. Individual shareholders holding nominal share capital in excess of Rs. 2 lakh		30	1941995	0	0	1941995	12.224	1941995		1941995	12.224	0	12.224	0	0.000	0	0.000	1941829
ANIL KUMAR GOEL	AAJPG252ZC	1	600000	0	0	600000	3.777	600000		600000	3.777	0	3.777	0	0.000	0	0.000	600000
SEEMA GOEL	AHAPG8015A	1	250000	0	0	250000	1.574	250000		250000	1.574	0	1.574	0	0.000	0	0.000	250000
(b) NBFCs registered with RBI																		
(c) Employee Trusts																		
Overseas Depositories (holding DRs) (balancing share)																		
(d) Any other (Specify)																		
(e) Directors & Relatives		1	1800	0	0	1800	0.011	1800		1800	0.011	0	0.011	0	0.000	0	0.000	1800
India Corporates		93	239825	0	0	239825	1.510	239825		239825	1.510	0	1.510	0	0.000	0	0.000	223196
Non Resident Indians - Non Repatriable		26	10488	0	0	10488	0.066	10488		10488	0.066	0	0.066	0	0.000	0	0.000	10488
Non Resident Indians - Repatriable		206	168188	0	0	168188	1.185	168188		168188	1.185	0	1.185	0	0.000	0	0.000	89043
Clearing Members		48	151140	0	0	151140	0.951	151140		151140	0.951	0	0.951	0	0.000	0	0.000	151140
Hindu Undivided Families		192	325816	0	0	325816	2.051	325816		325816	2.051	0	2.051	0	0.000	0	0.000	325816
Sub-Total (B)(3)		7232	6190666	0	0	6190666	38.968	6190666		6190666	38.968	0	38.968	0	0.000	0	0.000	6613840
Total Public Shareholding (B) = (B)(1)+(B)(2)+(B)(3)		7238	7247832	0	0	7247832	45.622	7247832		7247832	45.622	0	45.622	0	0.000	0	0.000	6667706

Details of the shareholders acting as persons in concert including their shareholding (No. and %)

Details of shares which remain unclaimed may be given here along with details such as number of shareholders, outstanding shares held in dematerialised suspense account, voting rights which are frozen etc.

Note: (1) PAN would not be displayed on website of Stock Exchange(s). (2) The above format needs to be disclosed along with the name of the following persons: Institutions/Non Institutions holding more than 1% of total shares.

(3) Where the information pertaining to the Depository Receipts, the same may be disclosed in the respective column to the extent information available and the balance to be disclosed as held by Custodian.

For INDSIL HYDRO POWER AND MANGANESE LIMITED



S. Mahadevan
Company Secretary

Table IV - Statement showing shareholding pattern of the Non Promoter- Non Public Shareholder

Category & Name of Shareholders	PAN	Number of Shareholders	No. of fully paid up equity shares held	Partly paid-up equity shares held	Nos. of shares underlying Depository Receipts	Total number of shares held	Shareholding % calculated as per SCRR, 1957 As a % of (A+B+C2)	Number of Voting Rights held in each class of securities (IX)			No. of Shares Underlying Outstanding convertible securities (including Warrants)	Shareholding as a % assuming full conversion of convertible securities (as a percentage of diluted share capital)	Number of Locked in shares		Shares Pledged of otherwise encumbered		Number of equity shares held in dematerialized form	
								No of Voting Rights					Total as a % of Total Voting rights	No. (a)	As a % of total Shares held (a)	No. (a)		As a % of total Shares held (a)
								Class X	Class Y	Total								
(I)	(II)	(III)	(IV)	(V)	(VI)	VII = IV+V+VI	(VIII)	Class X	Class Y	Total	(X)	(XI) = (VII)-(X) as a % of A+B+C2	(XII)	(XIII)	(XIV)			
(1) Custodian/DR Holder																		
(2) Employee Benefit Trust (under SEBI (Share based Employee Benefit) Regulations, 2014)			1	3342		3342	0.021	3342		3342	0.021	0	0.021	0	0	0.000	3342	
K S RAVICHANDRAN	AAAT17267D	1	0			3342	0.021	3342		3342	0.021	0	0.021	0	0	0.000	3342	
Total Non-Promoter- Non Public Shareholding (C)=(C)(1)+(C)(2)		1	0	0	0	3342	0.021	3342		3342	0.021	0	0.021	0	0.000	0	3342	


Note :

(1) PAN would not be displayed on website of Stock Exchange(s).

(2) The above format needs to disclose name of all holders holding more than 1% of total number of shares

(3) W.r.t the information pertaining to Depository Receipts, the same may be disclosed in the respective columns to the extent information available

For INDSIL HYDRO POWER AND MANGANESE LIMITED


S. Mahadevan
Company Secretary

Post Amalgamation Shareholding Pattern

1. Name of Listed Entity:
2. Scrip Code/Name of Scrip/Class of Security
3. Share Holding Pattern Filed under: Reg. 31(1)(a)/Reg. 31(1)(b)/Reg.31(1)(c)
 - a. If under 31(1)(b) then indicate the report for Quarter ending
 - b. If under 31(1)(c) then indicate date of allotment/extinguishment
4. Declaration:


Indsil Hydro Power And Manganese Limited

31-Mar-17

	Particulars	Yes*	No*
1	Whether the Listed Entity has issued any partly paid up shares?		No
2	Whether the Listed Entity has issued any Convertible Securities or Warrants?		No
3	Whether the Listed Entity has any shares against which depository receipts are issued?		No
4	Whether the Listed Entity has any shares in locked-in?		No
5	Whether any shares held by promoters are pledge or otherwise encumbered?		No

*If the Listed Entity selects the option 'No' for the questions above, the columns for the partly paid up shares, Outstanding Convertible Securities/Warrants, depository receipts, locked-in shares, No of shares pledged or otherwise encumbered by promoters, as applicable, shall not be displayed at the time of dissemination on the Stock Exchange website. Also wherever there is 'No' declared by Listed Entity in above table the values will be considered as 'Zero' by default on submission of the format of holding of specified securities.

For INDSIL HYDRO POWER AND MANGANESE LIMITED




S. Mahadevan
Company Secretary

Table I - Summary Statement holding of specified securities

Category	Category of Shareholder	Number of Shareholders	No. of fully paid up equity shares held	Partly paid-up equity shares held	Nos. of shares underlying Depository Receipts	Total number of shares held	Shareholding % calculated as per SCRR, 1957 As a % of (A+B+C2)	Number of Voting Rights held in each class of securities (IX)			No. of Shares Outstanding convertible securities (including Warrants)	Shareholding, as a % assuming full conversion of convertible securities (as a percentage of diluted share capital)	Number of Locked in shares		Shares Pledged of otherwise encumbered		Number of equity shares held in dematerialized form	
								No of Voting Rights has 1 vote	Each share	Total as a % of Total Voting rights			No. (a)	As a % of total Shares held (a)	No. (a)	As a % of total Shares held (a)		
																		Class X
(I)	(II)	(III)	(IV)	(V)	(VI)	VII = IV+V+VI	(VIII)	Class X	Class Y	Total	(X)	(XI) = (VII)+(X) as a % of A+B+C2	(XII)	(XIII)	(XIV)			
(A)	Promoter and Promoter Group	28	19160945	0	0	19160945	68.999	19160945		19160945	68.999	0	68.999	0	0.000	0	0.000	19160845
(B)	Public	7255	8605427	0	0	8605427	30.989	8605427		8605427	30.989	0	30.989	0	0.000	0	0.000	8026301
(C)	Non Promoter-Non Public																	
(C1)	Shares underlying DRs																	
(C2)	Shares held by Employee Trusts	1	3342	0		3342	0.012	3342		3342	0.012	0	0.012	0	0.000	0	0.000	3342
	Total	7284	27769714	0	0	27769714	100.000	27769714	0	27769714	100.000	0	100.000	0	0.000	0	0.000	27189588

For INDSIL HYDRO POWER AND MANGANESE LIMITED



S. Mahadevan
Company Secretary

Table II - Statement showing shareholding pattern of the Promoter and Promoter Group

Category & Name of Shareholder	PAN	Number of Shareholders	No. of fully paid up equity shares held	Partly paid-up equity shares held	No. of shares underlying Depository Receipts	Total number of shares held	Shareholding % calculated as per SCER, 1957 As a % of (A+B+C)	Number of Voting Rights held in each class of securities (IX)			No. of Shares Underlying Outstanding convertible securities (including Warrants)	Shareholding, as a % assuming full conversion of convertible securities (as a percentage of diluted share capital)	Number of Locked in shares		Shares Pledged or otherwise encumbered		Number of equity shares held in dematerialized form	
								No. of Voting Rights has 1 vote		Total as a % of Total Voting rights			No. (a)	As a % of total Shares held (b)	No. (a)	As a % of total Shares held (b)		
								Class X	Class Y									Total
(I)	(II)	(III)	(IV)	(V)	(VI)	VII = IV+V+VI	(VIII)	Class X	Class Y	Total	(X)	(XI) = (VII)+(X) as a % of A+B+C	(XII)		(XIII)		(XIV)	
(A) Shareholding of Promoter and Promoter Group²																		
1 Indian																		
(a) Individuals/ Hindu Undivided Family																		
ASHOK KUMAR B	AACHA8090N	1	33333	0		3526200	12.898	3526200		3526200	12.898	0	0.000	0	0.000	0	0.000	3526200
BALCHAND B	AACHB5241G	1	33333	0		33333	0.120	33333		33333	0.120	0	0.000	0	0.000	0	0.000	33333
INDER CHAND KOTHARI	AAQI17351M	1	207773	0		207773	0.748	207773		207773	0.748	0	0.000	0	0.000	0	0.000	207773
MAHAVEERCHAND B	AAEHM3088C	1	41888	0		41888	0.150	41888		41888	0.150	0	0.000	0	0.000	0	0.000	41888
PARASMAL B	AAEHP5884B	1	41888	0		41888	0.150	41888		41888	0.150	0	0.000	0	0.000	0	0.000	41888
BALCHAND B	AAQBP2383F	1	33333	0		33333	0.120	33333		33333	0.120	0	0.000	0	0.000	0	0.000	33333
DEEP PRAKASH M	AAFPF9432C	1	8184	0		8184	0.022	8184		8184	0.022	0	0.000	0	0.000	0	0.000	8184
AJIT B	ABBPK8084A	1	12083	0		12083	0.044	12083		12083	0.044	0	0.000	0	0.000	0	0.000	12083
PANKAJ B	ABBPK8085B	1	8333	0		8333	0.030	8333		8333	0.030	0	0.000	0	0.000	0	0.000	8333
VASANT B	ABBPK8088C	1	25000	0		25000	0.090	25000		25000	0.090	0	0.000	0	0.000	0	0.000	25000
ASHOK B	ABBPK8007D	1	71710	0		71710	0.258	71710		71710	0.258	0	0.000	0	0.000	0	0.000	71710
S N VARADARAJAN	ABRPV7215G	1	1101110	0		1101110	3.985	1101110		1101110	3.985	0	0.000	0	0.000	0	0.000	1101110
VISHWAA NARSIAMAN	ABYPM3505C	1	2718	0		2718	0.010	2718		2718	0.010	0	0.000	0	0.000	0	0.000	2718
VINDO NARSIAMAN	ABYPM3505C	1	174322	0		174322	0.628	174322		174322	0.628	0	0.000	0	0.000	0	0.000	174322
JAYASHREE VINDO	ABYPM4998K	1	183630	0		183630	0.661	183630		183630	0.661	0	0.000	0	0.000	0	0.000	183630
K S MAHADEVAN	ACQPM231F	1	124571	0		124571	0.448	124571		124571	0.448	0	0.000	0	0.000	0	0.000	124571
M PRIYA	ADPPP1887L	1	118408	0		118408	0.428	118408		118408	0.428	0	0.000	0	0.000	0	0.000	118408
M KALAISELVI	ADQPK5185B	1	110040	0		110040	0.398	110040		110040	0.398	0	0.000	0	0.000	0	0.000	110040
PAVAN KUMAR. I	AFMPP8528K	1	169054	0		169054	0.609	169054		169054	0.609	0	0.000	0	0.000	0	0.000	169054
MOHIT P	AFQPP7807P	1	14784	0		14784	0.053	14784		14784	0.053	0	0.000	0	0.000	0	0.000	14784
P RISHAB KUMAR	AGUPR3820Q	1	47441	0		47441	0.171	47441		47441	0.171	0	0.000	0	0.000	0	0.000	47441
D PUSHPA VARADARAJA	AGOPP1342G	1	530888	0		530888	1.911	530888		530888	1.911	0	0.000	0	0.000	0	0.000	530888
SHARMILA M	AGQPS1072C	1	199211	0		199211	0.717	199211		199211	0.717	0	0.000	0	0.000	0	0.000	199211
PRASANNA KUMAR. I	AGNPP2808E	1	233073	0		233073	0.838	233073		233073	0.838	0	0.000	0	0.000	0	0.000	233073
RUDRA NARSIAMAN	AXRPN2255C	1	2718	0		2718	0.010	2718		2718	0.010	0	0.000	0	0.000	0	0.000	2718
(b) Central Government/ State Governments/																		
(c) Financial Institutions/ Banks																		
(d) Any Others(Specify)																		
Bodha Corporate		3	15634745	0		15634745	56.301	15634745		15634745	56.301	0	0.000	0	0.000	0	0.000	15634745
SUNMET HOLDINGS INDIA	AADC82821B	1	14003412	0		14003412	50.427	14003412		14003412	50.427	0	0.000	0	0.000	0	0.000	14003412
SNV Holdings Private Limited	AAJCS2095A	1	14333	0		14333	0.052	14333		14333	0.052	0	0.000	0	0.000	0	0.000	14333
Greens Agencies Pvt Ltd	AAQCC2487F	1	1617000	0		1617000	5.823	1617000		1617000	5.823	0	0.000	0	0.000	0	0.000	1617000
Sub Total (AY1)		28	19188945	0	0	19188945	68.999	19188945	0	19188945	68.999	0	0.000	0	0.000	0	0.000	19188945
2 Foreign																		
(a) Individuals (Non-Residents Individuals/ Foreign Individuals)																		
(b) Government																		
(c) Institutions																		
(d) Foreign Portfolio Investor																		
(e) Any Others(Specify)																		
Sub Total (AY2)		0	0	0	0	0	0.000	0	0	0	0.000	0	0.000	0	0.000	0	0.000	0
Total Shareholding of Promoter and Promoter Group (A)-(AY1)+(AY2)		28	19188945	0	0	19188945	68.999	19188945	0	19188945	68.999	0	0.000	0	0.000	0	0.000	19188945

For INDIGIL HYDRO POWER AND MANGANESE LIMITED

S. Mahadevan

S. Mahadevan
Company Secretary

Table III - Statement showing shareholding pattern of the Public Shareholder

Category & Name of Shareholders	PAN	Number of Shareholders	No. of fully paid up equity shares held	Partly paid-up equity shares held	No. of shares underlying Depository Receipts	Total number of shares held	Shareholding % calculated as per SCRR, 1957 As a % of (A+B+C)	Number of Voting Rights held in each class of securities (D)			No. of Shares Underlying Outstanding convertible securities (including Warrants)	Shareholding, as a % assuming full conversion of convertible securities (as a percentage of diluted share capital)	Number of Locked in shares		Shares Pledged of otherwise encumbered		Number of equity shares held in dematerialized form	
								No of Voting Rights as I vote					No (a)	As a % of total Shares held (b)	No. (a)	As a % of total Shares held (b)		
								Class X	Class Y	Total								
(1) Institutions																		
(a) Mutual Funds/		2	3000	0		3000	0.011	3000		3000	0.011	0	0.000	0	0.000			0
(b) Venture Capital Funds																		
(c) Alternate Investment Funds																		
(d) Foreign Venture Capital Investors																		
(e) Foreign portfolio Investors																		
(f) Financial Institutions/Banks																		
(g) Insurance Companies																		
(h) Provident Funds/Pension Funds																		
(i) Any Other (specify)																		
Sub-Total (B)(1)		2	3000	0	0	3000	0.011	3000		3000	0.011	0	0.000	0	0.000			0
(2) Central Government/ State Government(s)/ President of India		1	1054106	0		1054106	3.796	1054106		1054106	3.796	0	0.000	0	0.000			1054106
KERALA STATE INDUSTRIAL DEVELOPMENT CORPORATION	AAACK9434D	1	1054106	0		1054106	3.796	1054106		1054106	3.796	0	0.000	0	0.000			1054106
Sub-Total (B)(2)		1	1054106	0	0	1054106	3.796	1054106		1054106	3.796	0	0.000	0	0.000			1054106
(3) Non-institutions																		
(a) Individuals - i. Individual shareholders holding nominal share capital up to Rs 2 lakh		6643	3420850	0		3420850	12.319	3420850		3420850	12.319	0	0.000	0	0.000			2949964
ii. Individual shareholders holding nominal share capital in excess of Rs. 2 lakh		41	2440173	0		2440173	8.787	2440173		2440173	8.787	0	0.000	0	0.000			2440007
ANIL KUMAR GOEL	AAJRG2352Q	1	600000	0		600000	2.161	600000		600000	2.161	0	0.000	0	0.000			600000
SEEMA GOEL	AJNAP3015A	1	250000	0		250000	0.900	250000		250000	0.900	0	0.000	0	0.000			250000
(b) NRFCs registered with RBI																		
(c) Employee Trusts																		
(d) Overseas Depositories (holding DRs) (including Branch)																		
(e) Any other (Specify)																		
Directors & Relatives		1	1800	0		1800	0.006	1800		1800	0.006	0	0.000	0	0.000			1800
Roofing Companies		85	1009808	0		1009808	3.636	1009808		1009808	3.636	0	0.000	0	0.000			983177
Non Resident Indians - Non Repatriable		28	10488	0		10488	0.036	10488		10488	0.036	0	0.000	0	0.000			10488
Non Resident Indians - Repatriable		206	168188	0		168188	0.678	168188		168188	0.678	0	0.000	0	0.000			98643
Clearing Members		48	151140	0		151140	0.544	151140		151140	0.544	0	0.000	0	0.000			151140
Hindu Undivided Families		182	325818	0		325818	1.173	325818		325818	1.173	0	0.000	0	0.000			325818
Sub-Total (B)(3)		7282	7648261	0	0	7648261	27.162	7648261		7648261	27.162	0	0.000	0	0.000			6871138
Total Public Shareholding (B) = (B)(1)+(B)(2)+(B)(3)		7284	8084267	0	0	8084267	28.009	8084267		8084267	28.009	0	0.000	0	0.000			8028201

Details of the shareholders acting as persons in concert including their shareholding (No. and %)

Details of shares which remain unclaimed may be given here along with details such as number of shareholders, outstanding shares held in dematerialized suspense account, voting rights which are frozen etc.

Note: (1) PAN would not be displayed on website of Stock Exchange(s). (2) The above format needs to be disclosed along with the name of the following persons: Institutions/Non Institutions holding more than 1% of total shares.

(3) Where the information pertaining to the Depository Receipts, the same may be disclosed in the respective columns to the extent information available and the balance to be disclosed as held by Custodian.

For INDSIL HYDRO POWER AND MANGANESE LIMITED



S. Mahadevan
Company Secretary

Table IV - Statement showing shareholding pattern of the Non Promoter- Non Public Shareholder

Category & Name of Shareholders	PAN	Number of Shareholders	No. of fully paid up equity shares held	Partly paid-up equity shares held	Nos. of shares underlying Depository Receipts	Total number of shares held	Shareholding % calculated as per SCRR, 1957 As a % of (A+B+C2)	Number of Voting Rights held in each class of securities (IX)			No. of Shares Underlying Outstanding convertible securities (including Warrants)	Shareholding, as a % assuming full conversion of convertible securities (as a percentage of diluted share capital)	Number of Locked in shares		Shares Pledged of otherwise encumbered		Number of equity shares held in dematerialized form	
								No of Voting Rights					Total as a % of Total Voting rights	No. (a)	As a % of total Shares held (b)	No. (c)		As a % of total Shares held (d)
								Class X	Class Y	Total								
(I)	(II)	(III)	(IV)	(V)	(VI)	VII = IV+V+VI	(VIII)	Class X	Class Y	Total	(X)	(XI) = (VII)+(X) as a % of A+B+C2	(XII)	(XIII)	(XIV)			
(1) Custodian/DR Holder																		
(2) Employee Benefit Trust (under SEBI (Share based Employee Benefit) Regulations, 2014)			1	3342		3342	0.012	3342		3342	0.012	0	0.012	0	0	0.000	3342	
K S RAVICHANDRAN	AAAT17267D	1	0			3342	0.012	3342		3342	0.012	0	0.012	0	0	0.000	3342	
Total Non-Promoter- Non Public Shareholding (C)=(C1)+(C2)		1	0	0	0	3342	0.012	3342		3342	0.012	0	0.012	0	0.000	0	0.000	3342

Note :

- (1) PAN would not be displayed on website of Stock Exchange(s).
- (2) The above format needs to disclose name of all holders holding more than 1% of total number of shares
- (3) W.r.t. the information pertaining to Depository Receipts, the same may be disclosed in the respective columns to the extent information available

For INDSIL HYDRO POWER AND MANGANESE LIMITED

Mahadevan

S. Mahadevan
Company Secretary

General information about company	
Scrip code	
Name of the company	Indsil Energy and Electrochemicals Private Limited
Whether company is SME	No
Class of Security	Equity Share
Type of report	Shareholding pattern
Quarter Ended / Half year ended/Date of Report (For Prelisting / Allotment)	15th June 2017
Date of allotment / extinguishment (in case Capital Restructuring selected) / Listing Date	
Shareholding pattern filed under	

For **INDSIL ENERGY AND ELECTROCHEMICALS PRIVATE LTD.**


DIRECTOR


Sr. No.	Particular	Yes/No
1	Whether the Listed Entity has issued any partly paid up shares?	No
2	Whether the Listed Entity has issued any Convertible Securities ?	No
3	Whether the Listed Entity has issued any Warrants ?	No
4	Whether the Listed Entity has any shares against which depository receipts are issued?	No
5	Whether the Listed Entity has any shares in locked-in?	No
6	Whether any shares held by promoters are pledge or otherwise encumbered?	No
7	Whether company has equity shares with differential voting rights?	No

For INDSIL ENERGY AND ELECTROCHEMICALS PRIVATE LTD.


DIRECTOR

Table 1 - Summary Statement holding of specified securities

Category (I)	Category of shareholder (II)	Nos. Of shareholders (III)	No. of fully paid up equity shares held (IV)	No. Of Partly paid-up equity shares held (V)	No. Of shares underlying Depository Receipts (VI)	Total nos. shares held (VII) = (IV)+(V)+ (VI)	Shareholding as a % of total no. of shares (calculated as per SCRR, 1957) (VIII) As a % of (A+B+C2)	Number of Voting Rights held in each class of securities				No. Of Shares Underlying Outstanding convertible securities (X)	No. of Shares Underlying Outstanding Warrants (XI)	No. Of Shares Underlying Outstanding convertible securities and No. Of Warrants (XII) (a)	Shareholding, as a % assuming full conversion of convertible securities (as a percentage of diluted share capital) (XII) = (VII)+(X) As a % of (A+B+C2)	Number of Locked in shares (XIII)		Number of Shares pledged or otherwise		Number of equity shares held in dematerialized form (XIV)
								No of Voting (XIV) Rights			Total as a % of (A+B+C)					No.	As a % of total Shares held (b)	No.	As a % of total Shares held (b)	
								Class eg: X	Class eg: Y	Total										
(A)	Promoter & Promoter Group	15	21607776	NIL	NIL	21607776	88.63	21607776	0	21607776	0.00	NIL	NIL	NIL	NIL	NIL	NIL	NIL	NIL	NIL
(B)	Public	20	2770613	NIL	NIL	2770613	11.37	2770613	0	2770613		NIL	NIL	NIL	NIL	NIL	NIL	NIL	NIL	NIL
(C)	Non Promoter- Non Public	NIL																		
(C1)	Shares underlying DRs	NIL																		
(C2)	Shares held by Employee	NIL																		
	Total	35	24378389	NIL	NIL	24378389	100.00	24378389	0	24378389	0.00	NIL	NIL	NIL	NIL	NIL	NIL	NIL	NIL	NIL


For INDSIL ENERGY AND ELECTROCHEMICALS PRIVATE LTD
DIRECTOR

Sr.	Category & Name of the Shareholders (I)	PAN	Nos. Of shareholders (III)	No. of fully paid up equity shares held (IV)	No. Of Partly paid-up equity shares held (V)	No. Of shares underlyin g Depository Receipts (VI)	Total nos. shares held (VII) = (IV)+(V)+(VI)	Shareholding as a % of total no. of shares (calculated as per SCRR, 1957) (VIII) As a % of (A+B+C2)	Number of Voting Rights held in each class of securities (IX)				No. Of Shares Underlying Outstanding & convertible securities (X)	No. of Shares Underlying Outstanding Warrants (XI)	No. Of convertible securities and No. Of Warrants (X) (a)	Shareholding, as a % assuming full conversion of convertible securities (as a percentage of diluted share capital) (XI) = (VII)+(X) As a % of (A+B+C2)	Number of Locked in shares		Number of Shares pledged or otherwise encumbered		Number of equity shares held in dematerialized form (XIV)	
									No of Voting (XIV) Rights								Total as a % of Total Voting rights	No. (a)	As a % of total Shares held (b)	No. (a)		As a % of total Shares held (b)
									Class eg: X	Class eg: Y	Total	Total as a % of Total Voting rights										
A Table II - Statement showing shareholding pattern of the Promoter and Promoter Group																						
(1) Indian																						
(a)	Individuals/Hindu undivided Family		12	863621	0	0	863621	3.543	863621	0	863621	3.543	0	0	0	0.000	0	0.000	0	0.000	0	
	i) Sri. SN Varadarajan	ABRPV7215Q	1	22250	0	0	22250	0.091	22250	0	22250	0.091	0	0	0	0.000	0	0.000	0	0.000	0	
	ii) Sri. Vinod Narsiman	ABYPN3505C	1	2250	0	0	2250	0.009	2250	0	2250	0.009	0	0	0	0.000	0	0.000	0	0.000	0	
	iii) Smt. D Pushpa Varadarajan	AGOPP1342G	1	1000	0	0	1000	0.004	1000	0	1000	0.004	0	0	0	0.000	0	0.000	0	0.000	0	
	iv) Smt. Jayashree Vinod	ABYPV4699K	1	500	0	0	500	0.002	500	0	500	0.002	0	0	0	0.000	0	0.000	0	0.000	0	
	v) Sri K S Mahadevan	ACQPM0231P	1	64432	0	0	64432	0.264	64432	0	64432	0.264	0	0	0	0.000	0	0.000	0	0.000	0	
	vi) Smt M kalaiselvi	ADOPK5185B	1	64432	0	0	64432	0.264	64432	0	64432	0.264	0	0	0	0.000	0	0.000	0	0.000	0	
	vii) Smt.S Sharmila	AGQPS1072C	1	128865	0	0	128865	0.529	128865	0	128865	0.529	0	0	0	0.000	0	0.000	0	0.000	0	
	viii) Smt. M Priya	ADPPP1697L	1	128865	0	0	128865	0.529	128865	0	128865	0.529	0	0	0	0.000	0	0.000	0	0.000	0	
	ix) Sri Inderchand S	AAADP17351M	1	128865	0	0	128865	0.529	128865	0	128865	0.529	0	0	0	0.000	0	0.000	0	0.000	0	
	x) Sri Prasan Kumar I	AKNPP2600E	1	128865	0	0	128865	0.529	128865	0	128865	0.529	0	0	0	0.000	0	0.000	0	0.000	0	
	xi) Sri Pavan Kumar I	AFMPPN526K	1	128865	0	0	128865	0.529	128865	0	128865	0.529	0	0	0	0.000	0	0.000	0	0.000	0	
	xii) Sri P Rishabhkumar	AGLPR3820Q	1	64432	0	0	64432	0.264	64432	0	64432	0.264	0	0	0	0.000	0	0.000	0	0.000	0	
(b)	Central Government/ State Government(s)		0	0	0	0	0	0.000	0	0	0	0.000	0	0	0	0.000	0	0.000	0	0.000	0	
(c)	Financial Institutions/ Banks		0	0	0	0	0	0.000	0	0	0	0.000	0	0	0	0.000	0	0.000	0	0.000	0	
(d)	Any Other (specify)		0	0	0	0	0	0.000	0	0	0	0.000	0	0	0	0.000	0	0.000	0	0.000	0	
	Body Corporate		3	20744155	0	0	20744155	85.092	20744155	0	20744155	85.092	0	0	0	0.000	0	0.000	0	0.000	0	
	i) Sunmet Holdings India Pvt. Ltd.	AADCS2821B	1	17316655	0	0	17316655	71.033	17316655	0	17316655	71.033	0	0	0	0.000	0	0.000	0	0.000	0	
	ii) Indsil Hydro power and Manganese Limited	AAAC14918G	1	127500	0	0	127500	0.523	127500	0	127500	0.523	0	0	0	0.000	0	0.000	0	0.000	0	
	iii) Crossim Agencies Pvt. Ltd.	AABCC2497F	1	3300000	0	0	3300000	13.537	3300000	0	3300000	13.537	0	0	0	0.000	0	0.000	0	0.000	0	
	Sub-Total (A)(1)		15	21607776	0	0	21607776	88.635	21607776	0	21607776	88.635	0	0	0	0.000	0	0.000	0	0.000	0	
(2) Foreign																						
(a)	Individuals (Nonresident Individuals/ Foreign Individuals)		0	0	0	0	0	0.000	0	0	0	0.000	0	0	0	0.000	0	0.000	0	0.000	0	
(b)	Government		0	0	0	0	0	0.000	0	0	0	0.000	0	0	0	0.000	0	0.000	0	0.000	0	
(c)	Institutions		0	0	0	0	0	0.000	0	0	0	0.000	0	0	0	0.000	0	0.000	0	0.000	0	
(d)	Foreign Portfolio Investor		0	0	0	0	0	0.000	0	0	0	0.000	0	0	0	0.000	0	0.000	0	0.000	0	
(e)	Any Other (specify)		0	0	0	0	0	0.000	0	0	0	0.000	0	0	0	0.000	0	0.000	0	0.000	0	
	Sub-Total (A)(2)		0	0	0	0	0	0.000	0	0	0	0.000	0	0	0	0.000	0	0.000	0	0.000	0	
Total Shareholding of Promoter and Promoter Group (A)=(A)(1)+(A)(2)			15	21607776	0	0	21607776	88.635	21607776	0	21607776	88.635	0	0	0	0.000	0	0.000	0	0.000	0	
Details of Shares which remain unclaimed for Promoter & Promoter Group																						
B Table III - Statement showing shareholding pattern of the Public shareholder																						
Note : Kindly show details of shareholders having more than one percentage of total no of shares. Please refer software manual.																						
(1)	Institutions		0	0	0	0	0	0.000	0	0	0	0.000	0	0	0	0.000	0	0.000	0	0.000	0	
(a)	Mutual Funds		0	0	0	0	0	0.000	0	0	0	0.000	0	0	0	0.000	0	0.000	0	0.000	0	
(b)	Venture Capital Funds		0	0	0	0	0	0.000	0	0	0	0.000	0	0	0	0.000	0	0.000	0	0.000	0	
(c)	Alternate Investment Funds		0	0	0	0	0	0.000	0	0	0	0.000	0	0	0	0.000	0	0.000	0	0.000	0	
(d)	Foreign Venture Capital Investors		0	0	0	0	0	0.000	0	0	0	0.000	0	0	0	0.000	0	0.000	0	0.000	0	
(e)	Foreign Portfolio Investors		0	0	0	0	0	0.000	0	0	0	0.000	0	0	0	0.000	0	0.000	0	0.000	0	
(f)	Financial Institutions/ Banks		0	0	0	0	0	0.000	0	0	0	0.000	0	0	0	0.000	0	0.000	0	0.000	0	
(g)	Insurance Companies		0	0	0	0	0	0.000	0	0	0	0.000	0	0	0	0.000	0	0.000	0	0.000	0	
(h)	Provident Funds/ Pension Funds		0	0	0	0	0	0.000	0	0	0	0.000	0	0	0	0.000	0	0.000	0	0.000	0	
(i)	Any Other (specify)		0	0	0	0	0	0.000	0	0	0	0.000	0	0	0	0.000	0	0.000	0	0.000	0	
	Sub-Total (B)(1)		0	0	0	0	0	0.000	0	0	0	0.000	0	0	0	0.000	0	0.000	0	0.000	0	
(2)	Central Government/ State Government(s)/ President of India		0	0	0	0	0	0.000	0	0	0	0.000	0	0	0	0.000	0	0.000	0	0.000	0	
	Sub-Total (B)(2)		0	0	0	0	0	0.000	0	0	0	0.000	0	0	0	0.000	0	0.000	0	0.000	0	
(3) Non-Institutions																						
(a(i))	Individuals - i. Individual shareholders holding nominal share capital up to Rs. 2 lakhs.		15	711390	0	0	711390	2.918	711390	0	711390	2.918	0	0	0	0.000	0	0.000	0	0.000	0	
	Individuals - ii. Individual shareholders holding nominal share capital in excess of Rs. 2 lakhs.		3	487832	0	0	487832	2.001	487832	0	487832	2.001	0	0	0	0.000	0	0.000	0	0.000	0	
(b)	NBFCs registered with RBI		0	0	0	0	0	0.000	0	0	0	0.000	0	0	0	0.000	0	0.000	0	0.000	0	
(c)	Employee Trusts		0	0	0	0	0	0.000	0	0	0	0.000	0	0	0	0.000	0	0.000	0	0.000	0	
(d)	Overseas Depositories (holding DRs) (balancing figure)		0	0	0	0	0	0.000	0	0	0	0.000	0	0	0	0.000	0	0.000	0	0.000	0	
(e)	Any Other (specify)		0	0	0	0	0	0.000	0	0	0	0.000	0	0	0	0.000	0	0.000	0	0.000	0	
	Body Corporate		2	1571391	0	0	1571391	6.446	1571391	0	1571391	6.446	0	0	0	0.000	0	0.000	0	0.000	0	
	Sub-Total (B)(3)		20	2770613	0	0	2770613	11.365	2770613	0	2770613	11.365	0	0	0	0.000	0	0.000	0	0.000	0	
Total Public Shareholding (B)=(B)(1)+(B)(2)+(B)(3)			20	2770613	0	0	2770613	11.365	2770613	0	2770613	11.365	0	0	0	0.000	0	0.000	0	0.000	0	
Details of the shareholders acting as persons in Concert for Public																						
Details of Shares which remain unclaimed for Public																						
C Table IV - Statement showing shareholding pattern of the Non Promoter - Non Public shareholder																						
(1)	Custodian/DR Holder - Name of DR Holders (If Available)		0	0	0	0	0	0.000	0	0	0	0.000	0	0	0	0.000	0	0.000	0	0.000	0	
(2)	Employee Benefit Trust (under SEBI (Share based Employee Benefit) Regulations, 2014)		0	0	0	0	0	0.000	0	0	0	0.000	0	0	0	0.000	0	0.000	0	0.000	0	
Total Shareholding of Non Promoter - Non Public shareholder (C)=(C)(1)+(C)(2)			0	0	0	0	0	0.000	0	0	0	0.000	0	0	0	0.000	0	0.000	0	0.000	0	
Total (A+B+C)			35	24378389	0	0	24378389	100.000	24378389	0	24378389	100.000	0	0	0	0.000	0	0.000	0	0.000	0	

INDIAN ENERGY AND TECHNOLOGICALS PRIVATE LIMITED
DIRECTOR

Pre Amalgamation Shareholding Pattern

1. Name of Listed Entity:
2. Scrip Code/Name of Scrip/Class of Security
3. Share Holding Pattern Filed under: Reg. 31(1)(a)/Reg. 31(1)(b)/Reg.31(1)(c)
 - a. If under 31(1)(b) then indicate the report for Quarter ending
 - b. If under 31(1)(c) then indicate date of allotment/extinguishment
4. Declaration:

Indsil Hydro Power And Manganese Limited

31-Mar-17

	Particulars	Yes*	No*
1	Whether the Listed Entity has issued any partly paid up shares?		No
2	Whether the Listed Entity has issued any Convertible Securities or Warrants?		No
3	Whether the Listed Entity has any shares against which depository receipts are issued?		No
4	Whether the Listed Entity has any shares in locked-in?		No
5	Whether any shares held by promoters are pledge or otherwise encumbered?		No

*If the Listed Entity selects the option 'No' for the questions above, the columns for the partly paid up shares, Outstanding Convertible Securities/Warrants, depository receipts, locked-in shares, No of shares pledged or otherwise encumbered by promoters, as applicable, shall not be displayed at the time of dissemination on the Stock Exchange website. Also wherever there is 'No' declared by Listed Entity in above table the values will be considered as 'Zero' by default on submission of the format of holding of specified securities.

For INDSIL HYDRO POWER AND MANGANESE LIMITED

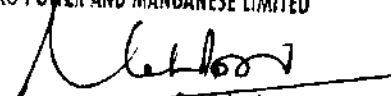

S. Mahadevan
Company Secretary

Table I - Summary Statement holding of specified securities

Category	Category of Shareholder	Number of Shareholders	No. of fully paid up equity shares held	Partly paid-up equity shares held	Nos. of shares underlying Depository Receipts	Total number of shares held	Shareholding % calculated as per SCRR, 1957 As a % of (A+B+C2)	Number of Voting Rights held in each class of securities (IX)			No. of Shares Underlying Outstanding convertible securities (including Warrants)	Shareholding as a % assuming full conversion of convertible securities (as a percentage of diluted share capital)	Number of Locked in shares		Shares Pledged of otherwise encumbered		Number of equity shares held in dematerialized form
								No of Voting Rights share has 1 vote	Each	Total as a % of Total Voting rights			No. (a)	As a % of total Shares held (a)	No. (a)	As a % of total Shares held (a)	
(I)	(II)	(III)	(IV)	(V)	(VI)	VII = IV+V+VI	(VIII)	Class X	Class Y	Total	(X)	(XI) = (VII)+(X) as a % of A+B+C2	(XII)	(XIII)	(XIV)		
(A)	Promoter and Promoter Group	27	8636618	0	0	8636618	84.367	8636618		8636618	84.367	0	0.000	0	0.000	8636618	
(B)	Public	7235	7247832	0	0	7247832	46.622	7247832		7247832	46.622	0	0.000	0	0.000	6667706	
(C)	Non Promoter-Non Public																
(C1)	Shares underlying DRs																
(C2)	Shares held by Employee Trusts	1	3342	0		3342	0.021	3342		3342	0.021	0	0.000	0	0.000	3342	
	Total	7263	15886792	0	0	15886792	100.000	#####	0	15886792	100.000	0	0.000	0	0.000	16306666	

For INDSIL HYDRO POWER AND MANGANESE LIMITED



S. Mahadevan
Company Secretary

Table II - Statement showing shareholding pattern of the Promoter and Promoter Group

Category & Name of Shareholder	Number of Shareholders	No. of fully paid up equity shares held	Partly paid-up equity shares held	No. of shares underlying Depository Receipts	Total number of shares held	Shareholding % calculated as per SCRR, 1957 As a % of (A+B+C2)	Number of Voting Rights held in each class of securities (IX)			No. of Shares Underlying Outstanding convertible securities (including Warrants)	Shareholding, as a % assuming full conversion of convertible securities (as a percentage of diluted share capital)	Number of Locked in shares		Shares Pledged of otherwise encumbered		Number of equity shares held in dematerialized form
							Class X	Class Y	Total			No. (a)	As a % of total Shares held (b)	No. (a)	As a % of total Shares held (b)	
(I)	(II)	(IV)	(V)	(VI)	VII = IV+V+VI	(VIII)	Class X	Class Y	Total	(X)	(XI) = (VII)+(X) as a % of A+B+C2	(XII)		(XIII)		(XIV)
(A) Shareholding of Promoter and Promoter Group																
1 Indian																
(a) Individuals/ Hindu Undivided Family	25	3103033	0		3103033	19.532	3103033		3103033	19.532	0	0.000	0	0.000	3103033	
ASHOK KUMAR B	1	33333			33333	0.210	33333		33333	0.210	0	0	0	0	33333	
BALCHAND B	1	33333			33333	0.210	33333		33333	0.210	0	0	0	0	33333	
INDER CHAND KOTHARI	1	144630			144630	0.910	144630		144630	0.910	0	0	0	0	144630	
MAHAVEERCHAND B	1	41666			41666	0.262	41666		41666	0.262	0	0	0	0	41666	
PARASMAL B	1	41666			41666	0.262	41666		41666	0.262	0	0	0	0	41666	
BALCHAND B	1	33333			33333	0.210	33333		33333	0.210	0	0	0	0	33333	
DEEP PRAKASH M	1	6184			6184	0.039	6184		6184	0.039	0	0	0	0	6184	
AJIT B	1	12063			12063	0.076	12063		12063	0.076	0	0	0	0	12063	
PANKAJ B	1	8333			8333	0.052	8333		8333	0.052	0	0	0	0	8333	
VASANT B	1	25000			25000	0.157	25000		25000	0.157	0	0	0	0	25000	
ASHOK B	1	71710			71710	0.451	71710		71710	0.451	0	0	0	0	71710	
B N VARADARAJAN	1	1090208			1090208	6.982	1090208		1090208	6.982	0	0	0	0	1090208	
VISHWA NARSMAN	1	2718			2718	0.017	2718		2718	0.017	0	0	0	0	2718	
VINOD NARSMAN	1	173220			173220	1.090	173220		173220	1.090	0	0	0	0	173220	
JAYASHREE VINOD	1	183385			183385	1.154	183385		183385	1.154	0	0	0	0	183385	
K S MAHADEVAN	1	93000			93000	0.585	93000		93000	0.585	0	0	0	0	93000	
M PRIYA	1	55263			55263	0.348	55263		55263	0.348	0	0	0	0	55263	
M KALISELVI	1	78469			78469	0.494	78469		78469	0.494	0	0	0	0	78469	
PAVAN KUMAR. I	1	105911			105911	0.667	105911		105911	0.667	0	0	0	0	105911	
MOHIT P	1	14794			14794	0.093	14794		14794	0.093	0	0	0	0	14794	
P RISHAB KUMAR	1	15870			15870	0.100	15870		15870	0.100	0	0	0	0	15870	
D PUSHPA VARADARAJA	1	530208			530208	3.337	530208		530208	3.337	0	0	0	0	530208	
SHARMILA M	1	136068	0		136068	0.856	136068		136068	0.856	0	0.000	0	0.000	136068	
PRASANNA KUMAR. I	1	189930			189930	1.070	189930		189930	1.070	0	0	0	0	189930	
RUDRA NARSMAN	1	2718			2718	0.017	2718		2718	0.017	0	0	0	0	2718	
(b) Central Government/ State Government(s)																
(c) Financial Institutions/ Banks																
(d) Any Others(Specify)																
Bodius Corporate	2	5532585	0		5532585	34.825	5532585		5532585	34.825	0	0.000	0	0.000	5532585	
SUNMET HOLDINGS INDV	1	5518252	0		5518252	34.735	5518252		5518252	34.735	0	0.000	0	0.000	5518252	
SNV Holdings Private Limk	1	14333			14333	0.090	14333		14333	0.090	0	0	0	0	14333	
Sub Total(A)(1)	27	8635618	0	0	8635618	54.357	8635618		8635618	54.357	0	0.000	0	0.000	8635618	
1 Foreign																
(a) Individuals (Non-Residents Individuals/ Foreign Individuals)																
(b) Government																
(c) Institutions																
(d) Foreign Portfolio Investor																
(e) Any Others(Specify)																
Sub Total(A)(2)	0	0	0	0	0	0.000	0	0	0	0.000	0	0.000	0	0.000	0	
Total Shareholding of Promoter and Promoter Group (A) = (A1)+(A2)	27	8635618	0	0	8635618	54.357	8635618		8635618	54.357	0	0.000	0	0.000	8635618	


FOR INDIA HYDRO POWER


Table III - Statement showing shareholding pattern of the Public Shareholder

Category & Name of Shareholders	Number of Shareholders	No. of fully paid up equity shares held	Partly paid-up equity shares held	No. of shares underlying Depository Receipts	Total number of shares held	Shareholding % calculated as per SCRR, 1957 As a % of (A+B+C2)	Number of Voting Rights held in each class of securities (X)			No. of Shares Underlying Outstanding convertible securities (including Warrants)	Shareholding, as a % assuming full conversion of convertible securities (as a percentage of diluted share capital)	Number of Locked in shares		Shares Pledged or otherwise encumbered		Number of equity shares held in dematerialized form	
							No of Voting Rights Each share has 1 vote		Total as a % of Total Voting rights			No. (a)	As a % of total Shares held (b)	No. (A)	As a % of total Shares held (B)		
							Class X	Class Y									Total
(I)	(II)	(IV)	(V)	(VI)	VII = IV+V+VI	(VIII)	Class X	Class Y	Total	(X)	(XI) = (VII)+(X) as a % of A+B+C2	(XII)		(XIII)		(XIV)	
(1) Institutions																	
(a) Mutual Funds	2	3000	0		3000	0.019	3000		3000	0.019	0	0.019	0	0.000	0	0.000	0
(b) Venture Capital Funds																	
(c) Alternate Investment Funds																	
(d) Foreign Venture Capital Investors																	
(e) Foreign portfolio Investors																	
(f) Financial Institutions / Banks																	
(g) Insurance Companies																	
(h) Provident Funds/Pension Funds																	
(i) Any Other (specify)																	
Sub-Total (B)(1)	2	3000	0	0	3000	0.019	3000		3000	0.019	0	0.019	0	0.000	0	0.000	0
(2) Central Government/ State Government(s)/ President of India																	
KERALA STATE INDUSTRIAL DEVELOPMENT CORPORATION	1	1054106	0		1054106	6.635	1054106		1054106	6.635	0	6.635	0	0.000	0	0.000	1054106
Sub-Total (B)(2)	1	1054106	0	0	1054106	6.635	1054106		1054106	6.635	0	6.635	0	0.000	0	0.000	1054106
(3) Non-institutions																	
(a) Individuals - i. Individual shareholders holding nominal share capital up to Rs. 2 lakh	6636	3331414	0		3331414	20.970	3331414		3331414	20.970	0	20.970	0	0.000	0	0.000	2960226
ii. Individual shareholders holding nominal share capital in excess of Rs. 2 lakh	30	1941995	0		1941995	12.224	1941995		1941995	12.224	0	12.224	0	0.000	0	0.000	1941995
ANIL KUMAR GOEL	1	800000	0		800000	3.777	800000		800000	3.777	0	3.777	0	0.000	0	0.000	800000
SEEMA GOEL	1	250000	0		250000	1.574	250000		250000	1.574	0	1.574	0	0.000	0	0.000	250000
(b) NBFCs registered with RBI																	
(c) Employee Trusts																	
(d) Overseas Depositories (holding DRs) (balancing figure)																	
(e) Any other (Specify)																	
Directors & Relatives	1	1800	0		1800	0.011	1800		1800	0.011	0	0.011	0	0.000	0	0.000	1800
Bodies Corporate	83	230625	0		230625	1.510	230625		230625	1.510	0	1.510	0	0.000	0	0.000	230625
Non Resident Indians - Non Repatriable	26	10488	0		10488	0.066	10488		10488	0.066	0	0.066	0	0.000	0	0.000	10488
Non Resident Indians - Repatriable	200	188188	0		188188	1.185	188188		188188	1.185	0	1.185	0	0.000	0	0.000	89043
Clearing Members	48	151140	0		151140	0.951	151140		151140	0.951	0	0.951	0	0.000	0	0.000	151140
Hindu Undivided Families	192	325816	0		325816	2.051	325816		325816	2.051	0	2.051	0	0.000	0	0.000	325816
Sub-Total (B)(3)	7232	6196666	0	0	6196666	38.968	6196666		6196666	38.968	0	38.968	0	0.000	0	0.000	5813840
Total Public Shareholding (B) = (B)(1)+(B)(2)+(B)(3)	7234	7247832	0	0	7247832	45.622	7247832		7247832	45.622	0	45.622	0	0.000	0	0.000	6867786

Details of the shareholders acting as persons in concert including their shareholding (No. and %)

Details of shares which remain unclaimed may be given here along with details such as number of shareholders, outstanding shares held in demat/unclaimed suspense account, voting rights which are frozen etc.

Note: (1) PAN would not be displayed on website of Stock Exchange(s). (2) The above format needs to be disclosed along with the name of the following persons: Institutions/Non Institutions holding more than 1% of total shares.

(3) W.r.t the information pertaining to the Depository Receipts, the same may be disclosed in the respective columns to the extent information available and the balance to be disclosed as held by Custodian.

For INDSIL HYDRO POWER AND MANGANESE LIMITED


S. Mahadevan
Company Secretary

Table IV - Statement showing shareholding pattern of the Non Promoter- Non Public Shareholder

Category & Name of Shareholders	Number of Shareholders	No. of fully paid up equity shares held	Partly paid-up equity shares held	Nos. of shares underlying Depository Receipts	Total number of shares held	Shareholding % calculated as per SCRR, 1957 As a % of (A+B+C2)	Number of Voting Rights held in each class of securities (IX)			No. of Shares Underlying Outstanding convertible securities (including Warrants)	Shareholding as a % assuming full conversion of convertible securities (as a percentage of diluted share capital)	Number of Locked in shares		Shares Pledged of otherwise encumbered		Number of equity shares held in dematerialized form	
							No of Voting Rights		Total as a % of Total Voting rights			No. (a)	As a % of total Shares held (b)	No. (a)	As a % of total Shares held (b)		
							Class X	Class Y									Total
(I)	(III)	(IV)	(V)	(VI)	VII = IV+V+VI	(VIII)	Class X	Class Y	Total	(X)	(XI) = (VII)+(X) as a % of A+B+C2	(XII)		(XIII)		(XIV)	
(1) Custodian/DR Holder																	
(2) Employee Benefit Trust (under SEBI (Share based Employee Benefit) Regulations, 2014)	1	3342			3342	0.021	3342		3342	0.021	0	0.021	0		0	0.000	3342
K S RAVICHANDRAN	1	0			3342	0.021	3342		3342	0.021	0	0.021	0		0	0.000	3342
Total Non-Promoter- Non Public Shareholding (C)=(C1)+(C2)	1	0	0	0	3342	0.021	3342		3342	0.021	0	0.021	0	0.000	0	0.000	3342

Note :

(1) PAN would not be displayed on website of Stock Exchange(s).

(2) The above format needs to disclose name of all holders holding more than 1% of total number of shares

(3) W.r.t. the information pertaining to Depository Receipts, the same may be disclosed in the respective columns to the extent information available

For INDSIL HYDRO POWER AND MANGANESE LIMITED


S. Mahadevan
Company Secretary

Post Amalgamation Shareholding Pattern

1. Name of Listed Entity:
2. Scrip Code/Name of Scrip/Class of Security
3. Share Holding Pattern Filed under: Reg. 31(1)(a)/Reg. 31(1)(b)/Reg.31(1)(c)
 - a. If under 31(1)(b) then indicate the report for Quarter ending
 - b. If under 31(1)(c) then indicate date of allotment/extinguishment
4. Declaration:

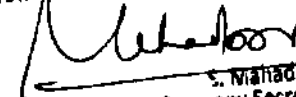
Indsil Hydro Power And Manganese Limited

31-Mar-17

	Particulars	Yes*	No*
1	Whether the Listed Entity has issued any partly paid up shares?		No
2	Whether the Listed Entity has issued any Convertible Securities or Warrants?		No
3	Whether the Listed Entity has any shares against which depository receipts are issued?		No
4	Whether the Listed Entity has any shares in locked-in?		No
5	Whether any shares held by promoters are pledge or otherwise encumbered?		No

*If the Listed Entity selects the option 'No' for the questions above, the columns for the partly paid up shares, Outstanding Convertible Securities/Warrants, depository receipts, locked-in shares, No of shares pledged or otherwise encumbered by promoters, as applicable, shall not be displayed at the time of dissemination on the Stock Exchange website. Also wherever there is 'No' declared by Listed Entity in above table the values will be considered as 'Zero' by default on submission of the format of holding of specified securities.

For INDSIL HYDRO POWER AND MANGANESE LIMITED



S. Mahadevan
Company Secretary

Table I - Summary Statement holding of specified securities

Category	Category of Shareholder	Number of Shareholders	No. of fully paid up equity shares held	Partly paid-up equity shares held	Nos. of shares underlying Depository Receipts	Total number of shares held	Shareholding % calculated as per SCRA, 1957 As a % of (A+B+C2)	Number of Voting Rights held in each class of securities (IX)			No. of Shares Underlying Outstanding convertible securities (including Warrants)	Shareholding, as a % assuming full conversion of convertible securities (as a percentage of diluted share capital)	Number of Locked in shares		Shares Pledged of otherwise encumbered		Number of equity shares held in dematerialized form
								No of Voting Rights has 1 vote	Each share has 1 vote	Total as a % of Total Voting rights			No. (a)	As a % of total Shares held (a)	No. (b)	As a % of total Shares held (b)	
(A)	Promoter and Promoter Group	28	19160945	0	0	19160945	88.999	19160945		19160945	88.999	0	0.000	0	0.000	19160945	
(B)	Public	7255	8805427	0	0	8805427	30.989	8805427		8805427	30.989	0	0.000	0	0.000	8805427	
(C)	Non Promoter-Non Public																
(C1)	Shares underlying DRs																
(C2)	Shares held by Employee Trusts	1	3342	0		3342	0.012	3342		3342	0.012	0	0.000	0	0.000	3342	
	Total	7284	27769714	0	0	27769714	100.000	27769714	0	27769714	100.000	0	0.000	0	0.000	27189588	

For INDSIL HYDRO POWER AND MANGANESE LIMITED

S. Mahadevan
S. Mahadevan
Company Secretary

Table II - Statement showing shareholding pattern of the Promoter and Promoter Group

Category & Name of Shareholder	Number of Shareholders	No. of fully paid up equity shares held	Partly paid-up equity shares held	No. of shares underlying Depository Receipts	Total number of shares held	Shareholding % calculated as per SCRR, 1957 As a % of (A+B+C)	Number of Voting Rights held in each class of securities (IX)			No. of Shares Underlying Outstanding convertible securities (including Warrants)	Shareholding, as a % assuming full conversion of convertible securities (as a percentage of diluted share capital)	Number of Locked in shares		Shares Pledged or otherwise encumbered		Number of equity shares held in dematerialized form
							Class X	Class Y	Total			No. (a)	As a % of total Shares held (b)	No. (a)	As a % of total Shares held (b)	
(I)	(II)	(IV)	(V)	(VI)	(VII) = (V+VI)	(VIII)	Class X	Class Y	Total	(X)	(XI) = (VII)+(X) as a % of A+B+C	(XII)		(XIII)		(XIV)
(A) Shareholding of Promoter and Promoter Group¹																
1 Indian																
(a) Individuals/ Hindu Undivided Family																
ASHOK KUMAR B	1	33333	0		33333	0.120	33333		33333	0.120	0	0	0	0	0.000	33333
BALCHAND B	1	33333	0		33333	0.120	33333		33333	0.120	0	0	0	0.000	33333	
INDER CHAND KOTHARI	1	207773	0		207773	0.748	207773		207773	0.748	0	0	0	0.000	207773	
MAHAVEEERCHAND B	1	41888	0		41888	0.150	41888		41888	0.150	0	0	0	0.000	41888	
PARASMAL B	1	41888	0		41888	0.150	41888		41888	0.150	0	0	0	0.000	41888	
BALCHAND B	1	33333	0		33333	0.120	33333		33333	0.120	0	0	0	0.000	33333	
DEEP PRAKASH M	1	8184	0		8184	0.022	8184		8184	0.022	0	0	0	0.000	8184	
AJIT B	1	12083	0		12083	0.044	12083		12083	0.044	0	0	0	0.000	12083	
PANKAJ B	1	8333	0		8333	0.030	8333		8333	0.030	0	0	0	0.000	8333	
VASANT B	1	25000	0		25000	0.090	25000		25000	0.090	0	0	0	0.000	25000	
ASHOK B	1	71710	0		71710	0.258	71710		71710	0.258	0	0	0	0.000	71710	
S N VARADARAJAN	1	1101110	0		1101110	3.985	1101110		1101110	3.985	0	0	0	0.000	1101110	
VISHVA NARSIMAN	1	2718	0		2718	0.010	2718		2718	0.010	0	0	0	0.000	2718	
VINOD NARSIMAN	1	174322	0		174322	0.628	174322		174322	0.628	0	0	0	0.000	174322	
JAYASHREE VINOD	1	183630	0		183630	0.661	183630		183630	0.661	0	0	0	0.000	183630	
K S MAHADEVAN	1	124571	0		124571	0.449	124571		124571	0.449	0	0	0	0.000	124571	
M PRIYA	1	118408	0		118408	0.426	118408		118408	0.426	0	0	0	0.000	118408	
M KALAISELVI	1	110040	0		110040	0.398	110040		110040	0.398	0	0	0	0.000	110040	
PAVAN KUMAR. I	1	189054	0		189054	0.699	189054		189054	0.699	0	0	0	0.000	189054	
MOHIT P	1	14784	0		14784	0.053	14784		14784	0.053	0	0	0	0.000	14784	
P RISHAB KUMAR	1	47441	0		47441	0.171	47441		47441	0.171	0	0	0	0.000	47441	
D PUSHPA VARADARAJAN	1	530698	0		530698	1.911	530698		530698	1.911	0	0	0	0.000	530698	
SHARMLA M	1	199211	0		199211	0.717	199211		199211	0.717	0	0	0	0.000	199211	
PRASANNA KUMAR. I	1	233073	0		233073	0.839	233073		233073	0.839	0	0	0	0.000	233073	
RUDRA NARSIMAN	1	2718	0		2718	0.010	2718		2718	0.010	0	0	0	0.000	2718	
(b) Central Government/ State Government(s)																
(c) Financial Institutions/ Banks																
(d) Any Others (Specify)																
Rudra Corporate	3	15634745	0		15634745	56.301	15634745		15634745	56.301	0	0	0	0.000	15634745	
SUNMET HOLDINGS INDV	1	14003412	0		14003412	50.427	14003412		14003412	50.427	0	0	0	0.000	14003412	
SNV Holdings Private Limde	1	14333	0		14333	0.052	14333		14333	0.052	0	0	0	0.000	14333	
Crossim Agencies Pvt Ltd	1	1817000	0		1817000	5.823	1817000		1817000	5.823	0	0	0	0.000	1817000	
Sub Total(A)(2)	28	19180948	0	0	19180948	68.999	19180948	0	19180948	68.999	0	0.000	0	0.000	19180948	
2 Foreign																
a Individuals (Non-Residents Individuals/ Foreign Individuals)																
b Government																
c Institutions																
d Foreign Portfolio Investor																
e Any Others (Specify)																
Sub Total(A)(2)																
Total Shareholding of Promoter and Promoter Group (A) = (A)(I)+(A)(2)																
28 19180948 0 0 0 19180948 68.999 19180948 0 19180948 68.999 0 0.000 0 0.000 19180948																

POT INDIA HYDRO POWER AND MANGANESE LIMITED

S. Mahadevan

S. Mahadevan
Company Secretary

Table III - Statement showing shareholding pattern of the Public Shareholder

Category & Name of Shareholders	Number of Shareholders	No. of fully paid up equity shares held	Partly paid-up equity shares held	Nos. of shares underlying Depository Receipts	Total number of shares held	Shareholding % calculated as per SCRR, 1957 As a % of (A+B+C2)	Number of Voting Rights held in each class of securities (X)			No. of Shares Underlying Outstanding convertible securities (including Warrants)	Shareholding, as a % assuming full conversion of convertible securities (as a percentage of diluted share capital) (XI) = (VII)+(X) as a % of A+B+C2	Number of Locked in shares		Shares Pledged or otherwise encumbered		Number of equity shares held in dematerialized form
							No of Voting Rights Each share has 1 vote		Total as a % of Total Voting rights			No. (a)	As a % of total Shares held (b)	No. (a)	As a % of total Shares held (b)	
							Class X	Class Y								
(I)	(II)	(IV)	(V)	(VI)	VII = IV+V+VI	(VIII)	Class X	Class Y	Total	(X)	(XI)	(XII)	(XIII)	(XIV)		
(1) Institutions																
(a) Mutual Funds/	2	3000	0		3000	0.011	3000		3000	0.011	0	0.011	0	0.000	0	0.000
(b) Venture Capital Funds																
(c) Alternate Investment Funds																
(d) Foreign Venture Capital Investors																
(e) Foreign portfolio Investors																
(f) Financial Institutions/Banks																
(g) Insurance Companies																
(h) Provident Funds/Pension Funds																
(i) Any Other (specify)																
Sub-Total (B)(1)	2	3000	0	0	3000	0.011	3000		3000	0.011	0	0.011	0	0.000	0	0.000
(2) Central Government/ State Government(s)/ President of India	1	1054186	0		1054186	3.796	1054186		1054186	3.796	0	3.796	0	0.000	0	0.000
KERALA STATE INDUSTRIAL DEVELOPMENT CORPORATION	1	1054186	0		1054186	3.796	1054186		1054186	3.796	0	3.796	0	0.000	0	0.000
Sub-Total (B)(2)	1	1054186	0		1054186	3.796	1054186		1054186	3.796	0	3.796	0	0.000	0	0.000
(3) Non-institutions																
(a) Individuals - i. Individual shareholders holding nominal share capital up to Rs 2 lakh	6643	3420850	0		3420850	12.319	3420850		3420850	12.319	0	12.319	0	0.000	0	0.000
ii. Individual shareholders holding nominal share capital in excess of Rs. 2 lakh.	41	2440173	0		2440173	8.787	2440173		2440173	8.787	0	8.787	0	0.000	0	0.000
ANIL KUMAR GOEL	1	800000	0		800000	2.161	800000		800000	2.161	0	2.161	0	0.000	0	0.000
SEEMA GOEL	1	250000	0		250000	0.900	250000		250000	0.900	0	0.900	0	0.000	0	0.000
(b) NBFCs registered with RBI																
(c) Employee Trusts																
(d) Overseas Depositories (holding DRs) (balancing figure)																
(e) Any other (Specify)																
Directors & Relatives	1	1800	0		1800	0.006	1800		1800	0.006	0	0.006	0	0.000	0	0.000
Bodies Corporate	95	1009908	0		1009908	3.636	1009908		1009908	3.636	0	3.636	0	0.000	0	0.000
Non Resident Indians - Non Repatriable	26	10488	0		10488	0.038	10488		10488	0.038	0	0.038	0	0.000	0	0.000
Non Resident Indians - Repatriable	206	188188	0		188188	0.678	188188		188188	0.678	0	0.678	0	0.000	0	0.000
Clearing Members	48	151140	0		151140	0.544	151140	0	151140	0.544	0	0.544	0	0.000	0	0.000
Hindu Undivided Families	102	325818	0		325818	1.173	325818		325818	1.173	0	1.173	0	0.000	0	0.000
Sub-Total (B)(3)	7282	7848281	0	0	7848281	27.182	7848281		7848281	27.182	0	27.182	0	0.000	0	0.000
Total Public Shareholding (B) = (B)(1)+(B)(2)+(B)(3)	7286	8606427	0	0	8606427	30.989	8606427		8606427	30.989	0	30.989	0	0.000	0	0.000

Details of the shareholders acting as persons in concert including their shareholding (No. and %)

Details of shares which remain unclaimed may be given here along with details such as number of shareholders, outstanding shares held in demat/unclaimed suspense account, voting rights which are frozen etc.

Note: (1) PAN would not be displayed on website of Stock Exchange(s). (2) The above format needs to be disclosed along with the name of the following persons: Institutions/Non Institutions holding more than 1% of total shares.

(3) W.r.t the information pertaining to the Depository Receipts, the same may be disclosed in the respective columns to the extent information available and the balance to be disclosed as held by Custodian.

For INDSIL HYDRO POWER AND MANGANESE LIMITED

S. Mahadevan
S. Mahadevan
Company Secretary

Table IV - Statement showing shareholding pattern of the Non Promoter- Non Public Shareholder

Category & Name of Shareholders	Number of Shareholders	No. of fully paid up equity shares held	Partly paid-up equity shares held	No. of shares underlying Depository Receipts	Total number of shares held	Shareholding % calculated as per SCRR, 1957 As a % of (A+B+C2)	Number of Voting Rights held in each class of securities (IX)			No. of Shares Underlying Outstanding convertible securities (including Warrants)	Shareholding, as a % assuming full conversion of convertible securities (as a percentage of diluted share capital)	Number of Locked in shares		Shares Pledged of otherwise encumbered		Number of equity shares held in dematerialized form
							No of Voting Rights		Total as a % of Total Voting rights			No. (a)	As a % of total Shares held (a)	No. (a)	As a % of total Shares held (a)	
							Class X	Class Y								
(I)	(III)	(IV)	(V)	(VI)	VII = IV+V+VI	(VIII)	Class X	Class Y	Total	(X)	(XI) = (VII)+(X) as a % of A+B+C2	(XII)	(XIII)	(XIV)		
(1) Custodian/DR Holder																
(2) Employee Benefit Trust (under SEBI (Share based Employee Benefit) Regulations, 2014)	1	3342			3342	0.012			3342	0.012	0		0	0.000	3342	
K S RAVICHANDRAN	1	0			3342	0.012	3342		3342	0.012	0	0	0	0.000	3342	
Total Non-Promoter- Non Public Shareholding (C)=(C)(1)+(C)(2)	1	0	0	0	3342	0.012	3342		3342	0.012	0	0	0.000	0	0.000	3342

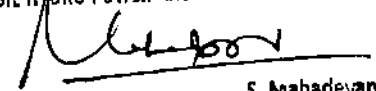
Note :

(1) PAN would not be displayed on website of Stock Exchange(s).

(2) The above format needs to disclose name of all holders holding more than 1% of total number of shares

(3) W.r.t. the information pertaining to Depository Receipts, the same may be disclosed in the respective columns to the extent information available

For INDSIL HYDRO POWER AND MANGANESE LIMITED



S. Mahadevan
Company Secretary

General information about company	
Scrip code	
Name of the company	Indsil Energy and Electrochemicals Private Limited
Whether company is SME	No
Class of Security	Equity Share
Type of report	Shareholding pattern
Quarter Ended / Half year ended/Date of Report (For Prelisting / Allotment)	15th June 2017
Date of allotment / extinguishment (in case Capital Restructuring selected) / Listing Date	
Shareholding pattern filed under	

For **INDSIL ENERGY AND ELECTROCHEMICALS PRIVATE LTD**

*with
cost*



DIRECTOR.


Sr. No.	Particular	Yes/No
1	Whether the Listed Entity has issued any partly paid up shares?	No
2	Whether the Listed Entity has issued any Convertible Securities ?	No
3	Whether the Listed Entity has issued any Warrants ?	No
4	Whether the Listed Entity has any shares against which depository receipts are issued?	No
5	Whether the Listed Entity has any shares in locked-in?	No
6	Whether any shares held by promoters are pledge or otherwise encumbered?	No
7	Whether company has equity shares with differential voting rights?	No

For INDSIL ENERGY AND ELECTROCHEMICALS PRIVATE LTD,


DIRECTOR

Table I - Summary Statement holding of specified securities

Category (i)	Category of shareholder (ii)	No. Of shareholders (iii)	No. of fully paid up equity shares held (iv)	No. Of Partly paid-up equity shares held (v)	No. Of shares underlying Depository Receipts (vi)	Total nos. shares held (vii) = (iv)+(v)+(vi)	Shareholding as a % of total no. of shares (calculated as per SCRR, 1957) (viii) As a % of (A+B+C2)	Number of Voting Rights held in each class of securities (ix)				No. Of Shares Underlying Outstanding convertible securities (x)	No. of Shares Underlying Outstanding Warrants (xi)	No. Of Shares Underlying Outstanding convertible securities and No. Of Warrants (xi) (a)	Shareholding, as a % assuming full conversion of convertible securities (as a percentage of diluted share capital) (xii) = (vii)+(x) As a % of (A+B+C2)	Number of Locked in shares (xiii)		Number of Shares pledged or otherwise encumbered (xiv)		Number of equity shares held in dematerialized form (xv)
								No of Voting (xiv) Rights			Total as a % of (A+B+C)					No. (a)	As a % of total Shares held (b)	No. (a)	As a % of total Shares held (b)	
								Class (i)	Class (ii)	Total										
(A)	Promoter & Promoter Group	15	2160776	NIL	NIL	2160776	88.63	2160776	0	2160776	0.00	NIL	NIL	NIL	NIL	NIL	NIL	NIL	NIL	NIL
(B)	Public	20	2770613	NIL	NIL	2770613	11.37	2770613	0	2770613		NIL	NIL	NIL	NIL	NIL	NIL	NIL	NIL	NIL
(C)	Non Promoter- Non Public	NIL																		
(C1)	Shares underlying DRs	NIL																		
(C2)	Shares held by Employees	NIL																		
	Total	35	2437839	NIL	NIL	2437839	100.00	2437839	0	2437839	0.00	NIL	NIL	NIL	NIL	NIL	NIL	NIL	NIL	NIL



For INDSIL ENERGY AND ELECTROCHEMICALS PRIVATE LTD.
DIRECTOR

Sr.	Category & Name of the Shareholders (I)	Nos. of shareholders (III)	No. of fully paid up equity shares held (IV)	No. Of Partly paid up equity shares held (V)	No. Of shares underlying Depository Receipts (VI)	Total nos. shares held (VII) = (IV)+(V)+(VI)	Shareholding as a % of total no. of shares (calculated as per SCRR, 1957) (VIII) As a % of (A+B+C2)	Number of Voting Rights held in each class of securities (X)			No. of Shares Underlying Outstanding convertible securities (X)	No. of Shares Underlying Outstanding Warrants (XI) (a)	No. Of Shares Underlying convertible securities and No. Of Warrants (XI) (a)	Shareholding, as a % assuming full conversion of convertible securities (as a percentage of diluted share capital) (XI) = (VII)+(X) As a % of (A+B+C2)	Number of Locked in shares		Number of Shares pledged or otherwise encumbered		Number of equity shares held in dematerialized form (XIV)	
								No of Voting (XIV) Rights							Total as a % of Total Voting rights	No. of Locked in shares	As a % of total Shares held (b)	No. of Shares pledged or otherwise encumbered		As a % of total Shares held (b)
								Class eg: X	Class eg: Y	Total										
A Table II - Statement showing shareholding pattern of the Promoter and Promoter Group																				
(1) Indian																				
(a)	Individuals/Hindu undivided Family	12	863621	0	0	863621	3.543	863621	0	863621	3.543	0	0	0	0.000	0	0.000	0	0.000	
	i) Sri. SN Varadarajan	1	22250	0	0	22250	0.091	22250	0	22250	0.091	0	0	0	0.000	0	0.000	0	0.000	
	ii) Sri. Vinod Narasiman	1	2250	0	0	2250	0.009	2250	0	2250	0.009	0	0	0	0.000	0	0.000	0	0.000	
	iii) Smt. D Pushpa Varadarajan	1	1000	0	0	1000	0.004	1000	0	1000	0.004	0	0	0	0.000	0	0.000	0	0.000	
	iv) Smt. Jayashree Vinod	1	500	0	0	500	0.002	500	0	500	0.002	0	0	0	0.000	0	0.000	0	0.000	
	v) Sri K S Mahadevan	1	64432	0	0	64432	0.264	64432	0	64432	0.264	0	0	0	0.000	0	0.000	0	0.000	
	vi) Smt M Kalaiselvi	1	64432	0	0	64432	0.264	64432	0	64432	0.264	0	0	0	0.000	0	0.000	0	0.000	
	vii) Smt.S Sharmila	1	128865	0	0	128865	0.529	128865	0	128865	0.529	0	0	0	0.000	0	0.000	0	0.000	
	viii) Smt. M Priya	1	128865	0	0	128865	0.529	128865	0	128865	0.529	0	0	0	0.000	0	0.000	0	0.000	
	ix) Sri Inderchand S	1	128865	0	0	128865	0.529	128865	0	128865	0.529	0	0	0	0.000	0	0.000	0	0.000	
	x) Sri Prasan Kumar I	1	128865	0	0	128865	0.529	128865	0	128865	0.529	0	0	0	0.000	0	0.000	0	0.000	
	xi) Sri Pavan Kumar I	1	128865	0	0	128865	0.529	128865	0	128865	0.529	0	0	0	0.000	0	0.000	0	0.000	
	xii) Sri P Rishabhkumar	1	64432	0	0	64432	0.264	64432	0	64432	0.264	0	0	0	0.000	0	0.000	0	0.000	
(b)	Central Government/ State Government(s)	0	0	0	0	0	0.000	0	0	0	0.000	0	0	0	0.000	0	0.000	0	0.000	
(c)	Financial Institutions/ Banks	0	0	0	0	0	0.000	0	0	0	0.000	0	0	0	0.000	0	0.000	0	0.000	
(d)	Any Other (specify)	0	0	0	0	0	0.000	0	0	0	0.000	0	0	0	0.000	0	0.000	0	0.000	
	Body Corporate	3	20744155	0	0	20744155	85.092	20744155	0	20744155	85.092	0	0	0	0.000	0	0.000	0	0.000	
	i) Sunmet Holdings India Pvt. Ltd.	1	17316655	0	0	17316655	71.033	17316655	0	17316655	71.033	0	0	0	0.000	0	0.000	0	0.000	
	ii) Indsil Hydro power and Manganese Limited	1	127500	0	0	127500	0.523	127500	0	127500	0.523	0	0	0	0.000	0	0.000	0	0.000	
	iii) Crossim Agencies Pvt. Ltd.	1	3300000	0	0	3300000	13.537	3300000	0	3300000	13.537	0	0	0	0.000	0	0.000	0	0.000	
	Sub-Total (A)(1)	15	21607776	0	0	21607776	88.635	21607776	0	21607776	88.635	0	0	0	0.000	0	0.000	0	0.000	
(2) Foreign																				
(a)	Individuals (Nonresident Individuals/ Foreign Individuals)	0	0	0	0	0	0.000	0	0	0	0.000	0	0	0	0.000	0	0.000	0	0.000	
(b)	Government	0	0	0	0	0	0.000	0	0	0	0.000	0	0	0	0.000	0	0.000	0	0.000	
(c)	Institutions	0	0	0	0	0	0.000	0	0	0	0.000	0	0	0	0.000	0	0.000	0	0.000	
(d)	Foreign Portfolio Investor	0	0	0	0	0	0.000	0	0	0	0.000	0	0	0	0.000	0	0.000	0	0.000	
(e)	Any Other (specify)	0	0	0	0	0	0.000	0	0	0	0.000	0	0	0	0.000	0	0.000	0	0.000	
	Sub-Total (A)(2)	0	0	0	0	0	0.000	0	0	0	0.000	0	0	0	0.000	0	0.000	0	0.000	
Total Shareholding of Promoter and Promoter Group (A)=(A)(1)+(A)(2)		15	21607776	0	0	21607776	88.635	21607776	0	21607776	88.635	0	0	0	0.000	0	0.000	0	0.000	
Details of Shares which remain unclaimed for Promoter & Promoter Group																				
B Table III - Statement showing shareholding pattern of the Public shareholder																				
Note : Kindly show details of shareholders having more than one percentage of total no of shares. Please refer software manual.																				
(1) Institutions																				
(a)	Mutual Funds	0	0	0	0	0	0.000	0	0	0	0.000	0	0	0	0.000	0	0.000	0	0.000	
(b)	Venture Capital Funds	0	0	0	0	0	0.000	0	0	0	0.000	0	0	0	0.000	0	0.000	0	0.000	
(c)	Alternate Investment Funds	0	0	0	0	0	0.000	0	0	0	0.000	0	0	0	0.000	0	0.000	0	0.000	
(d)	Foreign Venture Capital Investors	0	0	0	0	0	0.000	0	0	0	0.000	0	0	0	0.000	0	0.000	0	0.000	
(e)	Foreign Portfolio Investors	0	0	0	0	0	0.000	0	0	0	0.000	0	0	0	0.000	0	0.000	0	0.000	
(f)	Financial Institutions/ Banks	0	0	0	0	0	0.000	0	0	0	0.000	0	0	0	0.000	0	0.000	0	0.000	
(g)	Insurance Companies	0	0	0	0	0	0.000	0	0	0	0.000	0	0	0	0.000	0	0.000	0	0.000	
(h)	Provident Funds/ Pension Funds	0	0	0	0	0	0.000	0	0	0	0.000	0	0	0	0.000	0	0.000	0	0.000	
(i)	Any Other (specify)	0	0	0	0	0	0.000	0	0	0	0.000	0	0	0	0.000	0	0.000	0	0.000	
	Sub-Total (B)(1)	0	0	0	0	0	0.000	0	0	0	0.000	0	0	0	0.000	0	0.000	0	0.000	
(2)	Central Government/ State Government(s)/ President of India	0	0	0	0	0	0.000	0	0	0	0.000	0	0	0	0.000	0	0.000	0	0.000	
	Sub-Total (B)(2)	0	0	0	0	0	0.000	0	0	0	0.000	0	0	0	0.000	0	0.000	0	0.000	
(3) Non-institutions																				
(a)(i)	Individuals - i. Individual shareholders holding nominal share capital up to Rs. 2 lakhs.	15	711390	0	0	711390	2.918	711390	0	711390	2.918	0	0	0	0.000	0	0.000	0	0.000	
(a)(ii)	Individuals - ii. Individual shareholders holding nominal share capital in excess of Rs. 2 lakhs.	3	487832	0	0	487832	2.001	487832	0	487832	2.001	0	0	0	0.000	0	0.000	0	0.000	
(b)	NBFCs registered with RBI	0	0	0	0	0	0.000	0	0	0	0.000	0	0	0	0.000	0	0.000	0	0.000	
(c)	Employee Trusts	0	0	0	0	0	0.000	0	0	0	0.000	0	0	0	0.000	0	0.000	0	0.000	
(d)	Overseas Depositories (holding DRs) (balancing figure)	0	0	0	0	0	0.000	0	0	0	0.000	0	0	0	0.000	0	0.000	0	0.000	
(e)	Any Other (specify)	0	0	0	0	0	0.000	0	0	0	0.000	0	0	0	0.000	0	0.000	0	0.000	
	Body Corporate	2	1571391	0	0	1571391	6.446	1571391	0	1571391	6.446	0	0	0	0.000	0	0.000	0	0.000	
	Sub-Total (B)(3)	20	2770613	0	0	2770613	11.365	2770613	0	2770613	11.365	0	0	0	0.000	0	0.000	0	0.000	
Total Public Shareholding (B)=(B)(1)+(B)(2)+(B)(3)		20	2770613	0	0	2770613	11.365	2770613	0	2770613	11.365	0	0	0	0.000	0	0.000	0	0.000	
Details of the shareholders acting as persons in Concert for Public																				
Details of Shares which remain unclaimed for Public																				
C Table IV - Statement showing shareholding pattern of the Non Promoter- Non Public shareholder																				
(1)	Custodian/DR Holder - Name of DR Holders (If Available)	0	0	0	0	0	0.000	0	0	0	0.000	0	0	0	0.000	0	0.000	0	0.000	

(2)	Employee Benefit Trust (under SEBI (Share based Employee Benefit) Regulations, 2014)	0	0	0	0	0	0.000	0	0	0	0	0	0	0.000	0	0.000	0	0.000	0
	Total Shareholding of Non Promoter - Non Public	0	0	0	0	0	0.000	0	0	0	0	0	0	0.000	0	0.000	0	0.000	0
	Total (A+B+C)	35	24378389	0	0	24378389	100.000	24378389	0	24378389	100.000	0	0	0	0	0.000	0	0.000	0

with
Bd

x

~~For~~ INDSL ENERGY AND ELECTROCHEMICALS PRIVATE LTD

 DIRECTOR